



Company profile

Lead Safe Technicians,
LLC

EPA Certified Lead Inspection Firm




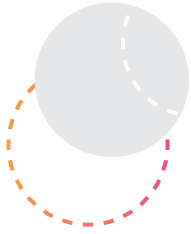
About us

We are Philadelphia's Top EPA Certified Lead Inspection Firm. We are licensed, insured and have years of experience in the lead inspection industry.

We pride ourselves in providing our clients with quality and responsive lead inspection services at competitive rates. Philadelphia remains one of the leading cities in America in youth lead poisoning and our services provide peace of mind to both homeowners and renters, ensuring homes are lead safe for everyone.

Using state of the art equipment and techniques, our team of highly experienced inspectors will inspect every square foot of your home for harmful lead contaminants and any visual indicators of the presence of lead.





Mission statement

Our mission is to strategically reduce and eliminate childhood lead poisoning in the city by providing lead testing and increasing awareness via public education, targeted community outreach and preventive actions seminars, workshops and literature to reduce exposure.



“A piece
of lead **as small**
as a grain is enough
to poison a child.”

Tenant FAQs

WHAT IS LEAD?

Lead is a naturally occurring metal found in the earth's crust. Lead has been mined, processed, and used in commercial and household products for thousands of years. In the past lead was used in paint, gasoline, pottery, water pipes and other products. When lead gets into the body it is a poison and harms people. Once lead enters the human environment, there is no way to destroy it or make it harmless. Therefore, we must control exposure to lead.

WHAT IS LEAD POISONING?

Lead poisoning occurs when lead builds up in the body. Children and adults can get lead poisoning by breathing or swallowing dust that contains lead. Your body does not have a use for lead. When it is absorbed, it affects almost every body system. Even small amounts can be harmful. No one knows exactly how much lead it takes to cause health problems.

HOW CAN I REDUCE MY CHILD'S EXPOSURE?

Keep the areas your children play in as dust-free and clean as possible.
Ensure that your children have a nutritious diet strong in iron and calcium.
This will reduce the amount of lead their body takes in.
Keep children from chewing on window sills or other painted surfaces.
Wash children's hands often throughout the day, especially before meals and bedtime.
Wash bottles, pacifiers, toys, and stuffed animals regularly.
Make sure you clean-up paint chips immediately. If you rent, notify your landlord of peeling or chipping paint.

What do I do if I think my child or I have been exposed to lead?

Talk to your pediatrician, general physician, or local health agency about what you can do. Your doctor can do a simple blood test to check you or your child for lead exposure. You may also want to test your home for sources of lead.
Call us at 215-600-6310 to ask a question, provide feedback, or report a problem.

HomeOwner / Landlord FAQs



DO I NEED TO HAVE MY PROPERTY LEAD TESTED?

Properties built prior to 1978 are very likely to contain lead paint. It is recommended to have your property tested by a lead dust sampling technician or a certified inspector. Landlord's renting properties older than 1978 are required to have their property tested for lead and submit a lead certificate signed by the tenant to the Health Department. Give us a call for a free lead inspection consultation at 215-600-3610.

WHAT ARE THE PENALTIES FOR NOT COMPLYING WITH THE LAW?

A landlord who does not comply with the law can be subject to a fine or penalty of up to two thousand dollars per offense with each day constituting a separate offense. In addition the landlord may be subject to a civil law suit for money damages and attorney's fees. Some of the money judgements awarded to tenant exceed hundreds of thousands of dollars. The landlord cannot collect rent during the period of noncompliance.

Should my contractor be lead or EPA certified?

Absolutely. The EPA Requires that firms performing renovation, repair, and painting projects that disturb lead-based paint in homes, child care facilities and pre-schools built before 1978 have their firm certified by EPA (or an EPA authorized state), use certified renovators who are trained by EPA-approved training providers and follow lead-safe work practices.

Prevent Childhood Lead Poisoning

Exposure to lead can seriously harm a child's health



Damage to the brain and nervous system



Slowed growth and development



Learning and behavior problems



Hearing and speech problems

This can cause:



Decreased ability to pay attention



Lower IQ



Underperformance in school

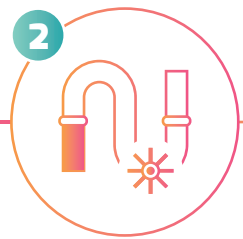
Lead can be found throughout a child's environment



HOMES BUILT BEFORE 1978
(when lead-based paints were banned) probably contain lead-based paint.



When the paint peels and cracks, it makes **LEAD DUST**. Children can be poisoned when they swallow or breathe in lead dust.



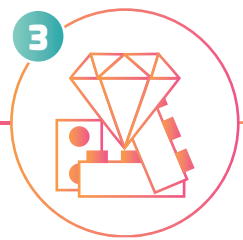
Certain **WATER PIPES** may contain lead.



Certain jobs and hobbies involve working with lead-based products, like **STAIN GLASS WORK**, and may cause parents to bring lead into the home.




Lead is sometimes in **CANDIES** imported from other countries or traditional home remedies.



Lead can be found in some products such as **TOYS AND TOY JEWELRY**.

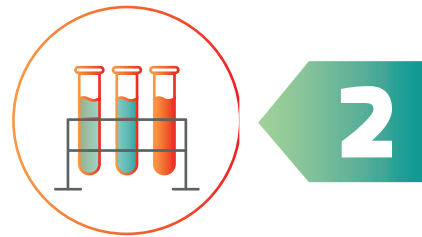
GET YOUR PROPERTY TESTED TODAY!

Lead poisoning is 100% preventable



TALK WITH your child's **DOCTOR** about a simple blood lead test. If you are pregnant or nursing, talk with your doctor about exposure to sources of lead.

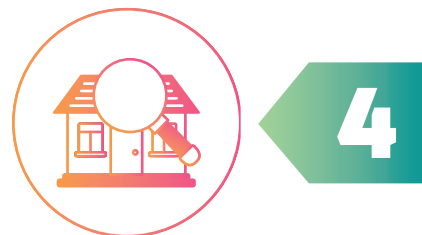
TALK WITH your local **HEALTH DEPARTMENT** about testing paint and dust in your home for lead if you live in a home built before 1978.



Common renovation activities can create hazardous lead dust. If you're planning renovations, **USE CONTRACTORS CERTIFIED** by the Environmental Protection Agency www.epa.gov/lead for information

GET YOUR LEAD PROPERTY LEAD TESTED

The best way to prevent lead poisoning is by determining whether or not your property contains hazardous levels of lead and taking steps to remediate it.



**We are an EPA Certified Lead Inspection company
trained to discover any presence of lead.
Give us a call today! 215-600-3610**

Our Services



LEAD DUST SAMPLING

Through the collection of dust samples on residential surfaces like floors and window sills our Lead Technicians are able to determine the presence of lead in your home.




LEAD WATER TESTING

Our trained Lead Technicians use EPA standards to determine whether the water being delivered to your home meets State & Federal water quality standards.

Demand results

“The city’s lead-exposure rate in 2014 was higher than any of its surrounding suburban counties, and twice the national average.”

Philadelphia
Department of Health



LEAD EDUCATION

Utilizing our vast knowledge and experience in the industry we use community outreach, seminars and workshops to educate renters and Landlords in the dangers of lead poisoning and methods to identify the presence of lead and laws and regulations concerning compliance.

What is the law?

1 The Philadelphia Lead Disclosure & Certification Law applies to any landlord who rents Philadelphia properties built before 1978.

2 Landlords must provide a Tenants with Philadelphia a Lead Safe Certificate at the initiation of tenancy and display rental suitability form.

3 The Lead certification of a property must be complete by a licensed lead inspector like Lead Safe Technicians.

4 Their goal is to ensure the property is free from chipped or peeling paint and collected dust samples are found not to contain hazardous levels of lead.

5 Penalties for not following the lead Disclosure & Certification laws are severe. Landlords who are not in compliance are subject to fines of up to \$2,000 per day for each offense and are also at risk for civil suits.

6 Penalties are even more severe in properties where children become lead poisoned.



“Protect your investment with a certified Lead Inspection”

Inspection process



CONSULTATION - Technician speaks to resident about any area of concern. Technician will then ask or determine where kids reside and play at the most. A designated area will be determined based on where a family and kids spend the most time.



VISUAL INSPECTION - Technician will walk through your home looking for chipping, cracking, pilling and dust. These are common indicators of lead exposure.



DUST SAMPLING - Each surface will be measured for precise results and an accurate lab analysis. A lead wipe will be placed firmly in a corner of a taped template, making as many "S"-like motions as needed to wipe the entire sample area moving from side to side. As for window sills, one wipe will be placed on the sill and firmly wiped with two swiipe like motions going back and fourth.



LABORATORY - Once collected, wipes will be sent to our lab. Results are usually back within 5-6 business days.



ANALYSIS - We analyze your properties results for elevated lead contamination. Any floor reading exceeding 10 micrograms will result in a fail. For window sills, any reading exceeding 100 micrograms will result in a fail. If your readings fall below these levels, it is considered lead safe.



Get in Touch

1508 W Seyber St. Suite E
Philadelphia, PA. 19121
(215) 600-3610

info@leadsafetechniciansllc.com

www.leadsafetechniciansllc.com

